



Welcome Students

10th Grade Summer Reading






Summer reading is an important part of a student's learning experience in the STAMP & SPACE academies.


Current research suggests that summer reading helps students maintain important literacy skills and provides all students with a shared experience on which to build upon when they return to school. Below are the summer reading directions for all incoming freshman students. All students are responsible for their summer reading assignments.






Required Summer Reading

“Animal Farm”
By George Orwell






Assignment - Read *Animal Farm* by George Orwell.

As you read, complete the Reading Assessment Log Project and create a One Pager.

Submit your completed project to your English II teacher by **Tuesday, August 30, 2022**. (This project will be a major grade.) See Rubric.

The assignment MUST be submitted via Google Classroom.





Reading Assessment Log:

Reading Response Logs are a good way to examine student thinking on literature. They offer students a place to respond personally, to ask questions, to predict, to reflect, to collect vocabulary and to compose their thoughts about text.

For this task you will be asked to complete several questions regarding the material you have read and provide feedback or responses to the text with your perspective or interpretation.





Summer Reading Assignment



Assignment - Reading Assessment Log Project

Your assessment log must be TYPED. – see provided template

- I. **Student Name and Parent Verification:** Please type your name and the following statement as the first section of your assessment. A parent signature **MUST** be included.

Student Name: _____

I verify that _____ has completed his/her summer reading.

Parent Signature: _____

- II. **Identify and properly punctuate the book's title, author, copyright date, and number of pages in MLA format. Must include in text citation (parenthetical citation) Refer to following web page for MLA formatting questions:**

https://owl.purdue.edu/owl/purdue_owl.html

- III. **Use the theme, ourselves and others to cite a memorable passage of no more than thirty words or three sentences from the book.** Identify the page number, chapter, and copy word for word the short passage you feel is worth remembering and relates to the theme. Explain why you have selected this passage.

- IV. **Describe your first impression of one character or one event you find most interesting.** Give at least THREE pieces of textual evidence that support this impression.

- V. **Identify what causes a significant change in one character, and describe the results of that change.** This change may be the consequence of a choice, a conflict of some kind that has to be resolved, the display of some outstanding trait like courage, or even the result of an action or event that occurs during the story. (What causes the significant change in the character? What are the results of the change?)

- VI. **Highlight the significance of the book for you, read all of the questions below and then write a response to ONE question.**


- What discovery did you make as a result of reading the book?
- How has this book changed your thinking or feeling?
- How has this book challenged your opinions or views of life?

- VII. **Select FIVE literary devices and explain the effective use of this device.** Be sure to include the type of device, page number, quote/sentence containing device, and the explanation of its effectiveness.

- VIII. **Select FIVE vocabulary words from the text of the novel that you find challenging or interesting.** Provide a dictionary definition for each word chosen, along with the page number and quote in which it appears. Then compose an original sentence using this word properly.

Key notes about your project:


- Use the template provided and follow the format of the file.
- Place your responses after the question.
- Make sure to include and cite any evidence from the text.
- Your responses should not be a summary but really an explanation along with commentary and textual evidence
- Make sure to use complete sentences.
- Make sure to address the complete task and not just parts of it for credit.



One-Pager:

A one-pager is a single-page response to your reading. It is a way of making a personal connection to a text and analyzing it imaginatively and honestly. A one-pager combines visual and textual elements to present an author's argument or purpose and your response to it.





What you will need to complete your one-pager:

1 sheet of cardstock paper (8 ½ by 11)

Markers, colored pencils, post-its, construction paper, magazine clippings, etc. (you are free to be creative with the materials you use)


Design: What should your one-pager look like?

Your one-pager should be neat and creative

Include both visuals (drawings, sketches, pictures, etc.) and text (quotes from book, words, explanations)

Your first and last name written on the back of your project






Content: What information should be included in your one-pager?

- The title of the novel and author's full name
- Genre of the book selected (non-fiction, fiction, literary non-fiction, science fiction, etc.)
- 4 significant quotes that relate to the theme ourselves and others.
The quotes must be taken directly from the text include the page number.
- A response to 3 of the quotes you selected (why are those quotes important? What do they signify?)
- A minimum of 4 visuals (includes photos and/or drawings (one-pagers are meant to be visually appealing and intrigue others)



Examples:



Any Questions?

